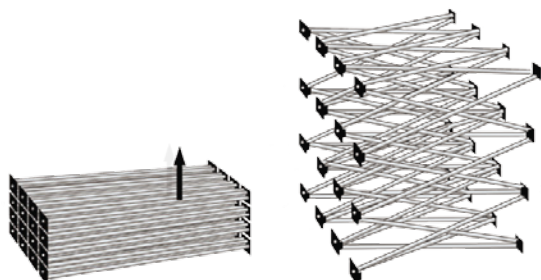


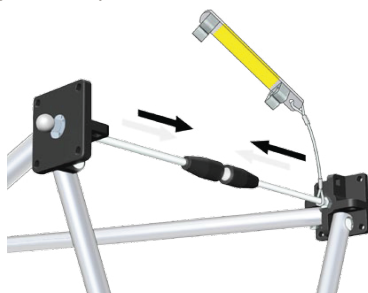
EXPRESS

SET-UP INSTRUCTIONS

- 01** Place the Express display frame on the ground and pull straight up to expand.




- 02** Connect magnetic fasteners to hold the expanded Express display frame in place.



- 03** Attach magnetic fastener locks to prevent unintended collapsing of frame.



- 04** Attach fabric graphic flags by fitting button holes over pins.



IMPORTANT

Remove magnetic fastener locks before attempting to collapse the Express frame. Failure to do so will damage the frame.